



广东工程职业技术学院

GUANGDONG ENGINEERING POLYTECHNIC

2014**3**

..... 3

..... 6

..... 14

2014**20**

..... 20

..... 21

..... 22

2014**24**

..... 24

..... 25

..... 26

..... 27

..... 28

..... 31

2014**34**

..... 34

..... 35

..... 35

2014

"

"

'

"

"

2014

99.22%

99.91%

90%

"

"

"

"

50

"

"

1.

"

"

1

" "

"

"

2

" "

"

"

"

"

2

1

5

2

3

100 90

4. " "

" "

1

2

3

" "

5.

9 15

" 2012 "

6.

1

" "

2

1000

208

100

" 2+1"

3

"

"

100%

3

30

QQ

QA

LED

10

"

"

1.

1

2

2

1

12 2014

1 277

1 500

2

100%

135

113

3.

1

350

2014

130

2%

50

50

2

2%

4.

1

2
10 20 100 18
4000 2014
1.2
1.
1 10
2
2
3.
1 20

2

3

4.

1

,

2

"

"

"

"

80

5.

1

2

6.

20

1

2

3

4

284 2013

2012

308 2014

334

7.

1

2

3

4

5

6

7

" "

" "

100%

1.

1

40

2

10

2

20

1

3

4

2

1

80

2

135

113

83.7%

10

91.1%

3

4

100

1.

	"		"	100
2				2011 11
	2		100	
		2013 3		
3.				10
2012			2011 11	
"	"			
			2013 10	
		10	39	
4.				
	"	"		
			"	"
1				

2

3

1.

1

100%

2

2

"

-

- " " " 135

113

2009 "

"

2012

2013

"

"

2011

11

2013 11

2

108

1.

4000

90%

10%

1

108

2

3

4

5

6

2

"

"

" cl "

"

"

20

20

20

200

29

3.

"

"

"

"

"

"

200

4.

6

18

2013 11 17 18

2013

300

2013 11 17

"

"

"

"

18

2013

300

2014

1. 2014

2-1 2014

		75	75	1
		108	108	
		46	46	
		37	37	
		66	66	3
		50	50	
		112	112	
		78	78	
		66	65	
		65	65	
		35	35	
		75	75	1
		83	83	
		66	66	
		126	126	
		62	62	
		88	88	
		144	143	3
		68	68	
		76	76	1
		79	79	2
		40	40	
		37	37	2
		31	31	
		71	71	2
		73	73	2
		56	56	
		48	48	
		43	43	
		57	57	
		91	91	9
		225	225	1
		63	63	3
		126	126	4
		77	77	4
		88	88	1
		33	33	1

2. 2014

2014

1818

2014

2013

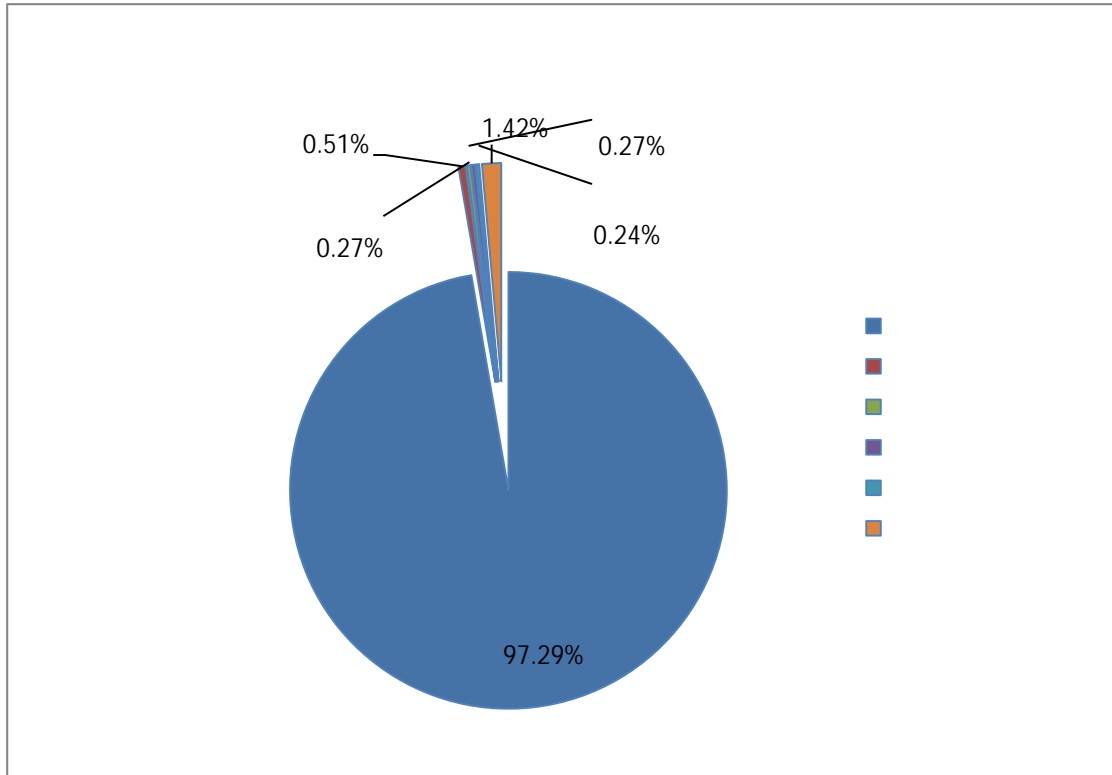
各二级

- 信息工程学院
- 外语经贸学院
- 人文艺术学院
- 建筑工程学院
- 机电工程学院
- 管理工程学院
- 电梯工程学院

2014

97.52%

0.51% 0.27% 0.27% 0.24% 2-2
2-2



55.59% 2013

59.67% 4

9.84%

9.66% 9.56%

2013 3

2013 6.09%

2.45%

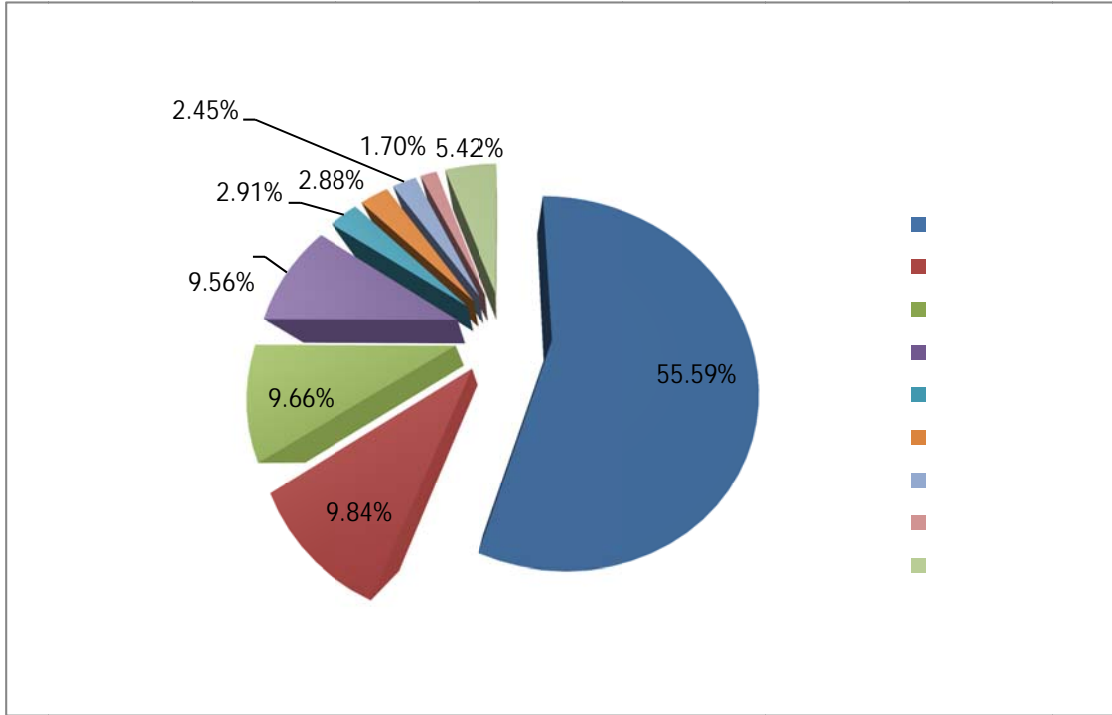
2014

2.91% 2.88%

2-

3

2-3



201

2014

2013

7.20%

20

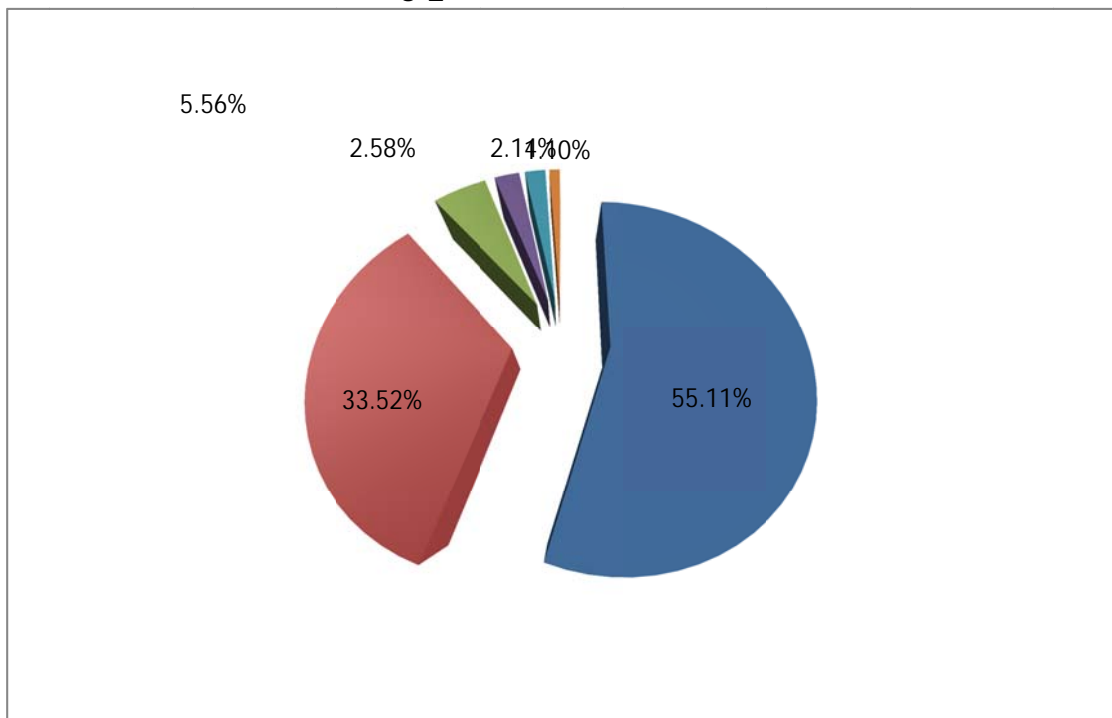
11.89%

5%



	2014		2013	
		55.11%		33.52%
2013	24.91%	9		5.56%
		2.58%	1.10%	3-2

3-2



2014

40.73%



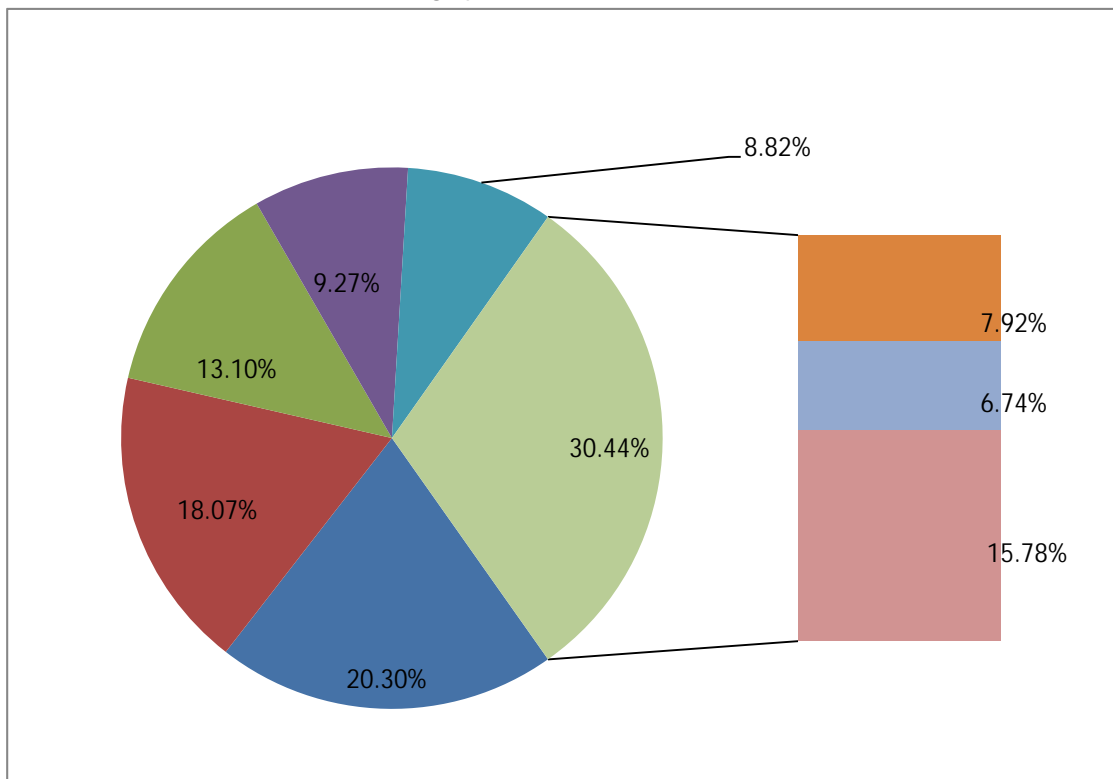
2014

20.30%

18.07% 13.10%

9.27% 8.82% 7.92% 3-4

3-4



2014

80%

100% 98.53% 97.22%

96.53%

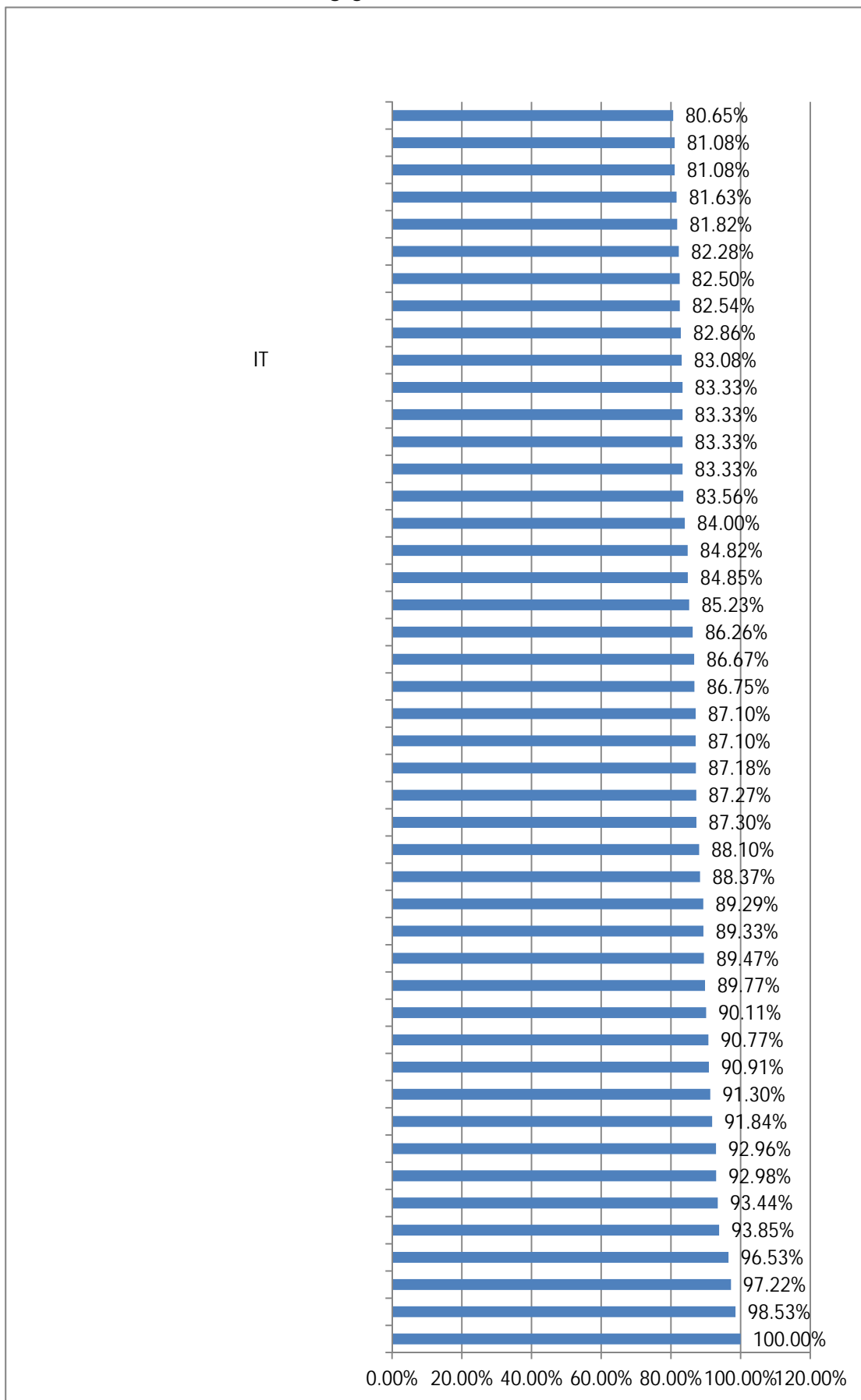
100%

3-1

3-1

		75	75	100.00%
		68	67	98.53%
		108	105	97.22%
		144	139	96.53%
		65	61	93.85%
		61	57	93.44%
		57	53	92.98%
		71	66	92.96%
		49	45	91.84%
		46	42	91.30%
		77	70	90.91%
		65	59	90.77%
		91	82	90.11%
		88	79	89.77%
		76	68	89.47%
		75	67	89.33%
		56	50	89.29%
		43	38	88.37%
		126	111	88.10%
		126	110	87.30%
		55	48	87.27%
		78	68	87.18%
		31	27	87.10%
		31	27	87.10%
		83	72	86.75%

		225	195	86.67%
		131	113	86.26%
		88	75	85.23%
		66	56	84.85%
		112	95	84.82%
		50	42	84.00%
		73	61	83.56%
		54	45	83.33%
		66	55	83.33%
		66	55	83.33%
		48	40	83.33%
	IT	65	54	83.08%
		35	29	82.86%
		63	52	82.54%
		40	33	82.50%
		79	65	82.28%
		33	27	81.82%
		49	40	81.63%
		37	30	81.08%
		37	30	81.08%
		62	50	80.65%



2014

3957

3500 2014

2600

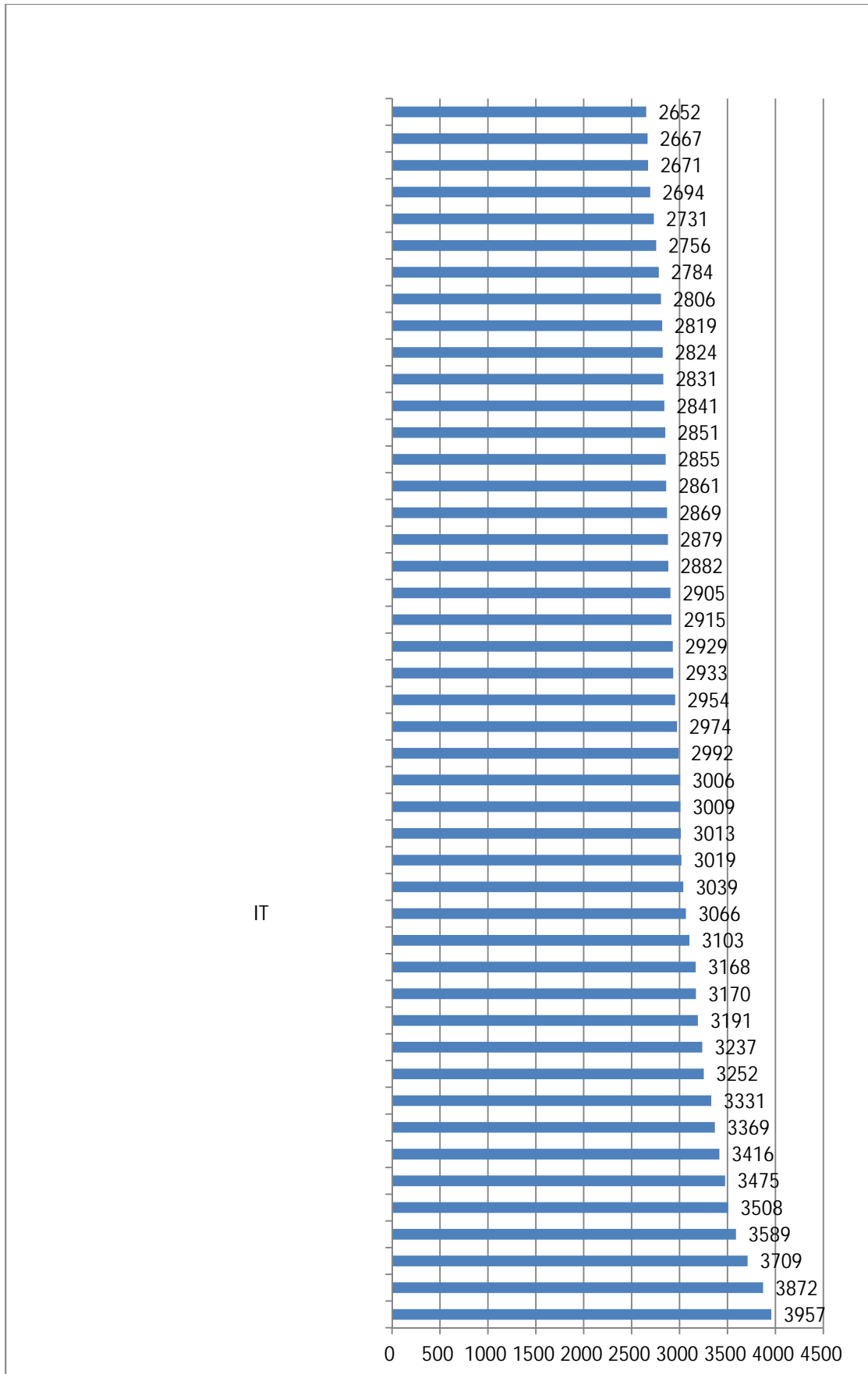
3-2

表 3-2 毕业生第一年月平均薪酬

		3957	76
		3872	126
		3709	75
		3589	66
		3508	49
		3475	68
		3416	75
		3369	83
		3331	144
		3252	108
		3237	66
		3191	88
		3170	78
		3168	55
		3103	65
	IT	3066	65
		3039	31
		3019	79
		3013	91
		3009	63
		3006	71
		2992	48
		2974	46

		2954	40
		2933	37
		2929	35
		2915	62
		2905	131
		2882	225
		2879	57
		2869	126
		2861	61
		2855	56
		2851	65
		2841	88
		2831	73
		2824	43
		2819	49
		2806	54
		2784	112
		2756	31
		2731	66
		2694	37
		2671	50
		2667	33
		2652	77

图 3-6 毕业生第一年月平均薪酬



2014

2014

1.

2

3.

4.

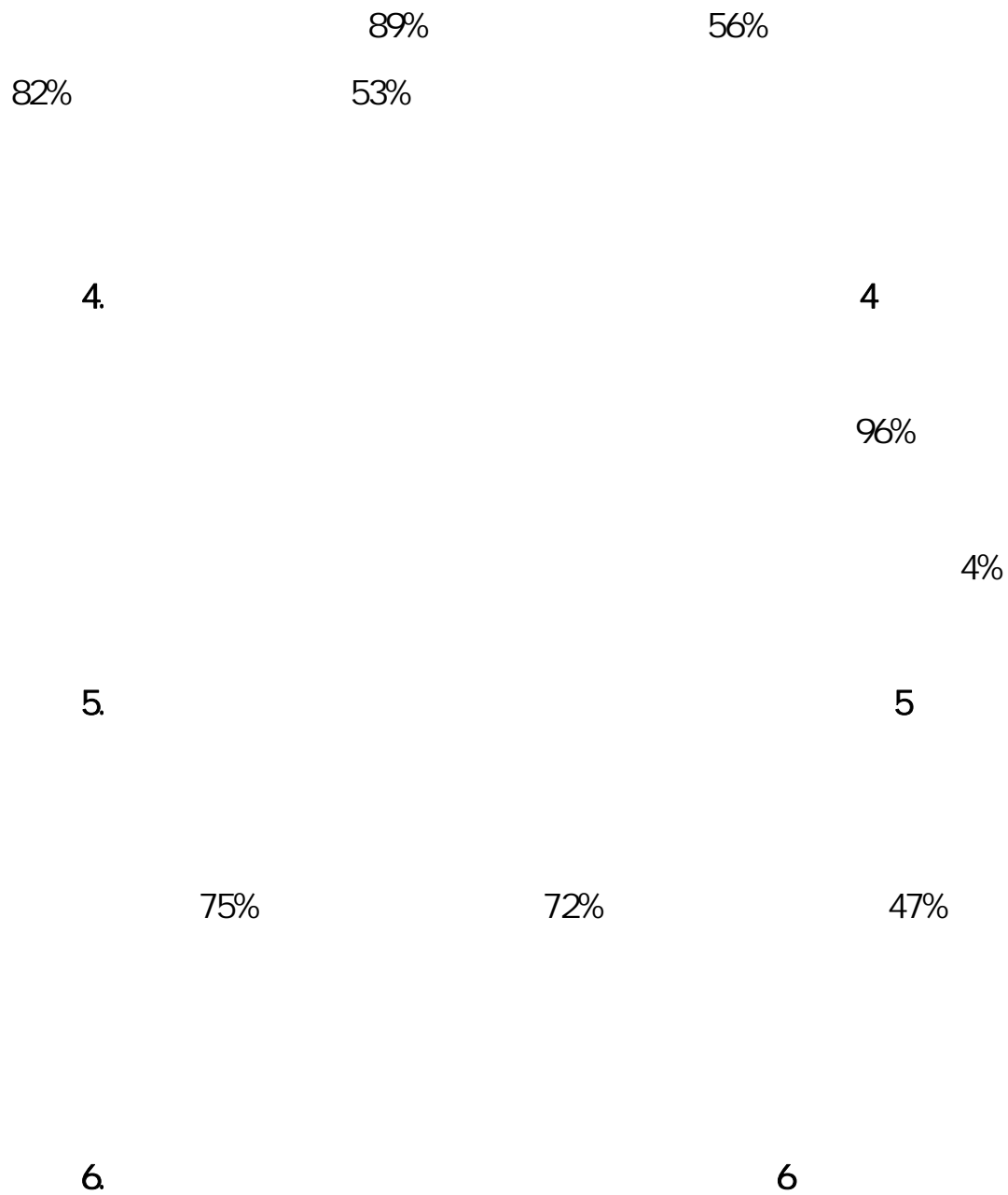
5.

6.

7.

8

	2014	3324	3319
	99.85%		100%
1		1	
			55.11%
33.52%		5.56%	2.58%
2			2
	8%		5%
32%		7%	27%
	1%	19%	5%
3			3
			57%
			61%
88%		97%	78%



1		83%	13%	3%	1%
2		77%	15%	7%	1%

9		90%	6%	3%	1%
10		84%	9%	5%	2%
11		51%	32%	10%	7%
12		71%	25%	3%	1%
13		60%	18%	13%	9%

7.

7

8.

8

99%

1%

0%